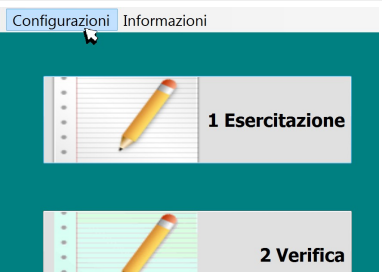
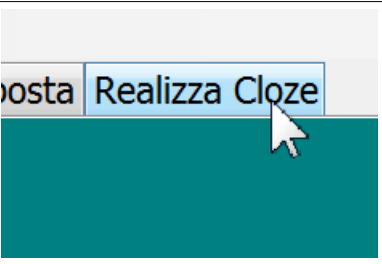
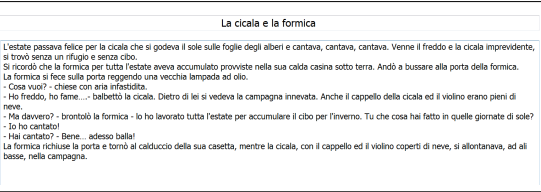
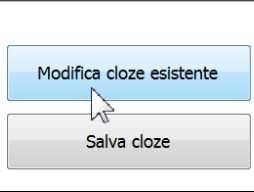
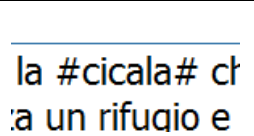
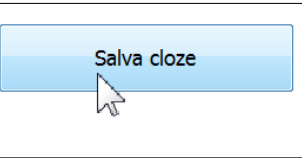
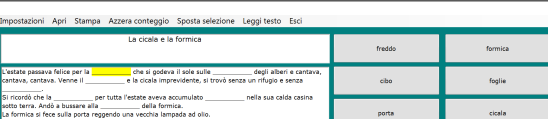


Realizzare un cloze

	<p>Aprire il programma e scegliere <i>Configurazioni</i>.</p>
	<p><i>Realizza Cloze</i></p>
	<p>Inserire il testo: è possibile scrivere direttamente nelle finestre, oppure eseguire un copia-incolla (utilizzando i tasti ctrl-v per incollare)</p>
	<p>In alternativa è possibile caricare un testo in formato *.txt utilizzando il pulsante <i>Modifica cloze esistente</i></p>
	<p>Identificare le parole da nascondere inserendo un segno # prima e uno dopo la parola stessa</p>
	<p>Salvare</p>
	<p>Apprendo il testo da programma le parole identificate vengano nascoste e presentate sui pulsanti</p>